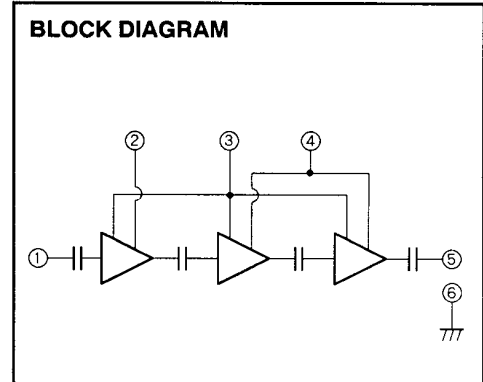
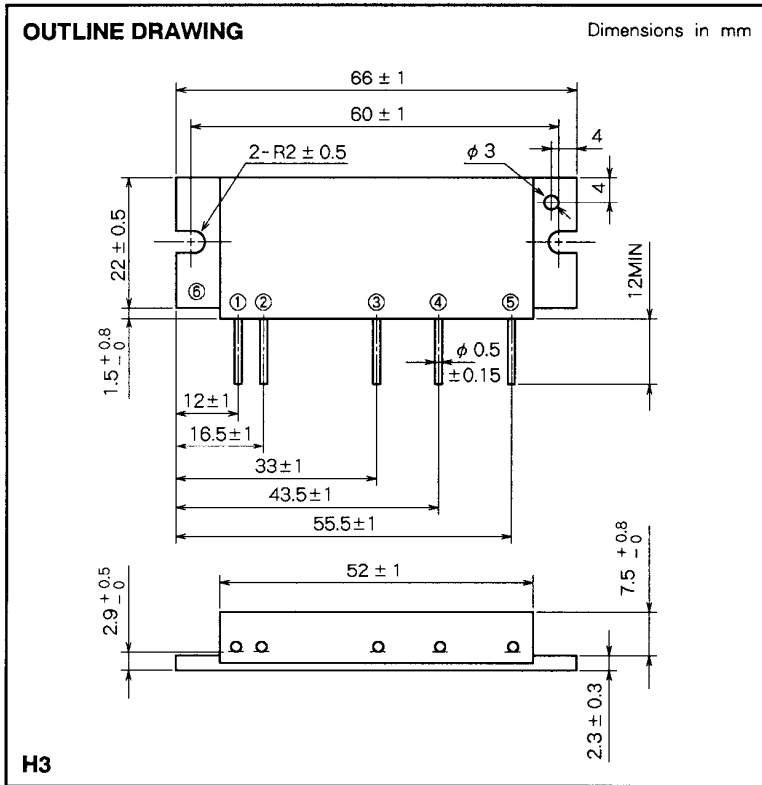


M57762

1240-1300MHz, 12.5V, 18W, SSB MOBILE RADIO



- PIN :
- ① Pin : RF INPUT
 - ② VCC1 : 1st. DC SUPPLY
 - ③ VBB : BASE BIAS SUPPLY
 - ④ VCC2 : 2nd. DC SUPPLY
 - ⑤ Po : RF OUTPUT
 - ⑥ GND : FIN

ABSOLUTE MAXIMUM RATINGS (T_c = 25 °C unless otherwise noted)

Symbol	Parameter	Conditions	Ratings	Unit
V _{CC}	Supply voltage		17	V
V _{BB}	Base bias		10	V
I _{CC}	Total current		8	A
P _{in(max)}	Input power	V _{CC1} =12.5V, V _{BB} =9V, Z _G =Z _L =50Ω	2	W
P _{O(max)}	Output power	Z _G = Z _L = 50 Ω	25	W
T _{c(OP)}	Operation case temperature		- 30 to 110	°C
T _{stg}	Storage temperature		- 40 to 110	°C

Note. Above parameters are guaranteed independently.

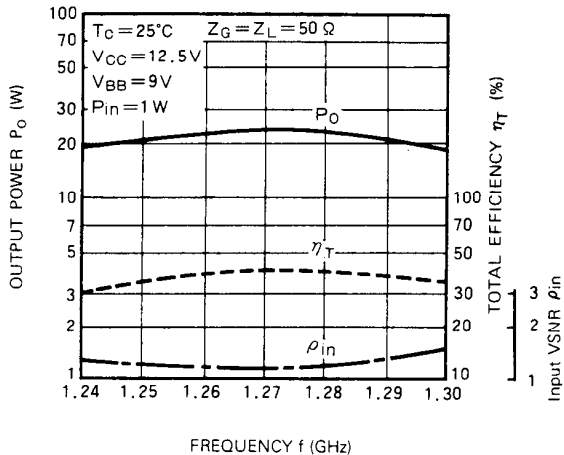
ELECTRICAL CHARACTERISTICS (T_c = 25 °C unless otherwise noted)

Symbol	Parameter	Test conditions	Limits		Unit
			Min	Max	
f	Frequency range	V _{CC1} = V _{CC2} = 12.5V V _{BB} = 9V P _{in} = 1W Z _G = Z _L = 50 Ω	1240	1300	MHz
P _O	Output power		18		W
η _T	Total efficiency		28		%
2f _o	2nd. harmonic			- 45	dBc
ρ _{in}	Input VSWR			2.0	-
I _{BB}	Base bias current			500	mA
G _P	Linear power gain	V _{CC1} = V _{CC2} = 12.5V, V _{BB} = 9V, P _{in} = 10dBm, Z _G = Z _L = 50Ω	13		dB
IMD ₃	3rd. intermodulation distortion	V _{CC1} =V _{CC2} =12.5V, V _{BB} =9V, Δf=10kHz, P _O (PEP) ≤ 14W, Z _G =Z _L =50Ω		- 24	dBc
IMD ₅	5th. intermodulation distortion			- 31	dBc
-	Load VSWR tolerance	V _{CC1} = V _{CC2} = 15.2V, V _{BB} = 9V, P _O = 18W(P _{in} : controlled), Z _G = 50Ω Load VSWR = 16 : 1 (All phase).	No degradation or destroy		-

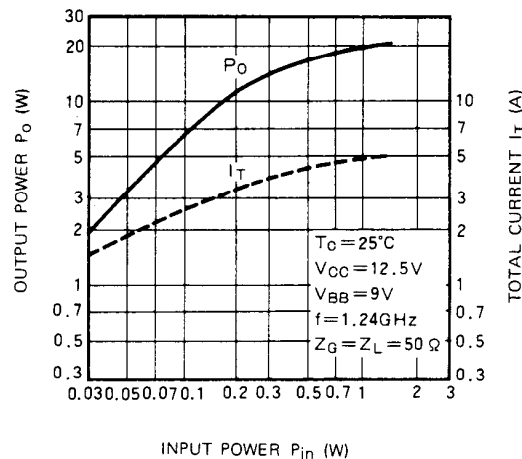
Note. Above parameters, ratings, limits and conditions are subject to change.

TYPICAL PERFORMANCE DATA

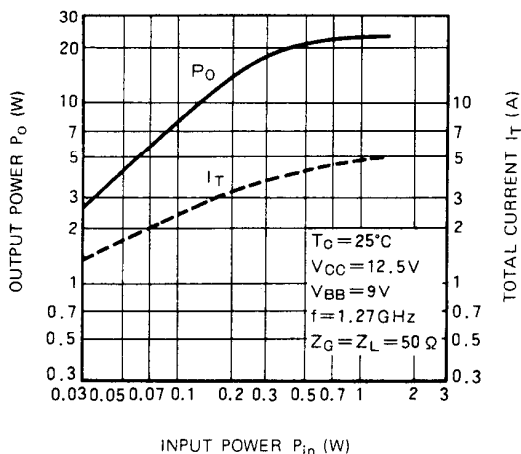
OUTPUT POWER, TOTAL EFFICIENCY, INPUT VSWR VS. FREQUENCY CHARACTERISTICS



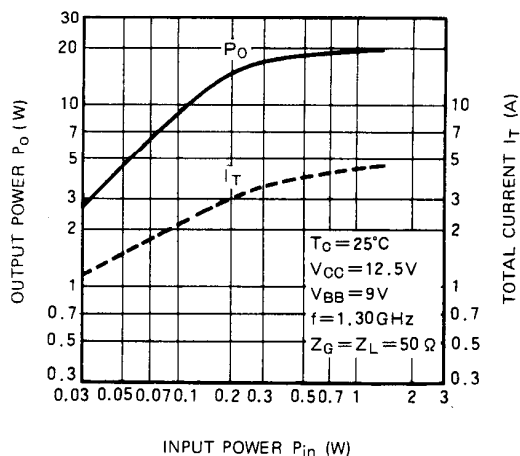
OUTPUT POWER, TOTAL CURRENT, VS. INPUT POWER CHARACTERISTICS



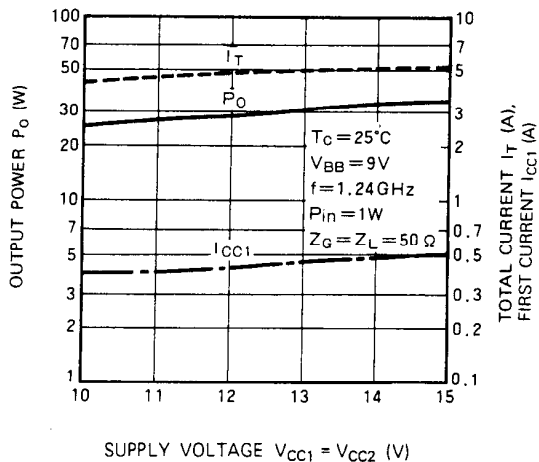
OUTPUT POWER, TOTAL CURRENT, VS. INPUT POWER CHARACTERISTICS



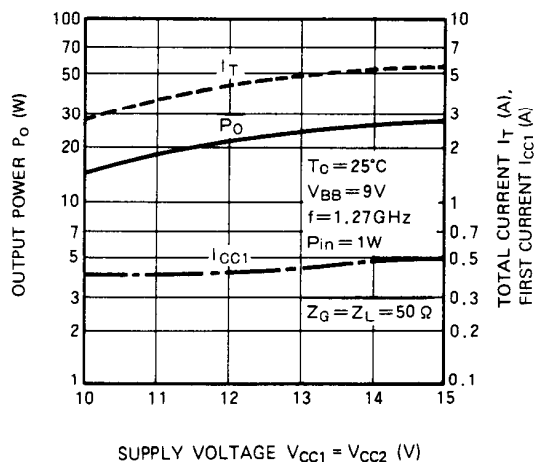
OUTPUT POWER, TOTAL CURRENT, VS. INPUT POWER CHARACTERISTICS



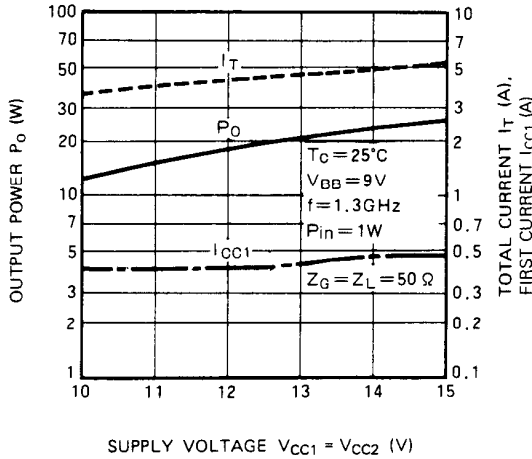
OUTPUT POWER, TOTAL CURRENT, FIRST CURRENT VS. SUPPLY VOLTAGE CHARACTERISTICS



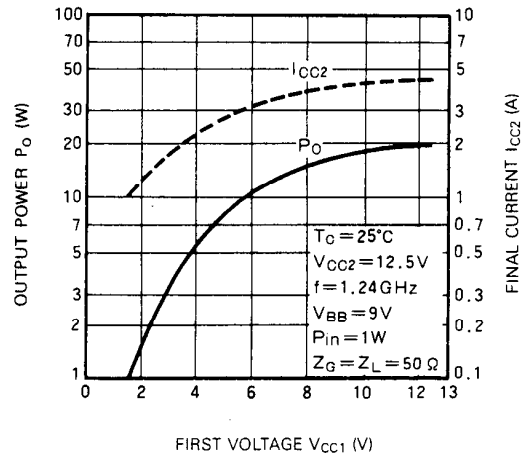
OUTPUT POWER, TOTAL CURRENT, FIRST CURRENT VS. SUPPLY VOLTAGE CHARACTERISTICS



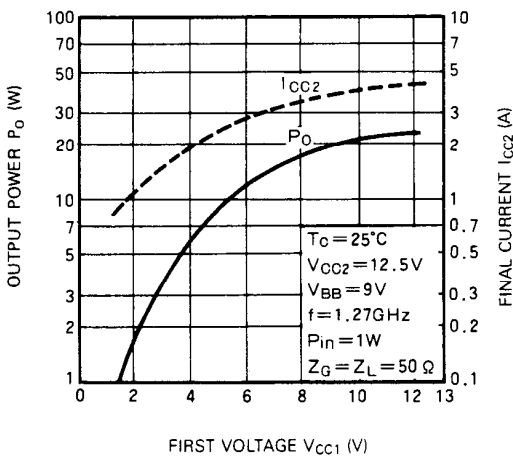
OUTPUT POWER, TOTAL CURRENT, FIRST CURRENT VS. SUPPLY VOLTAGE CHARACTERISTICS



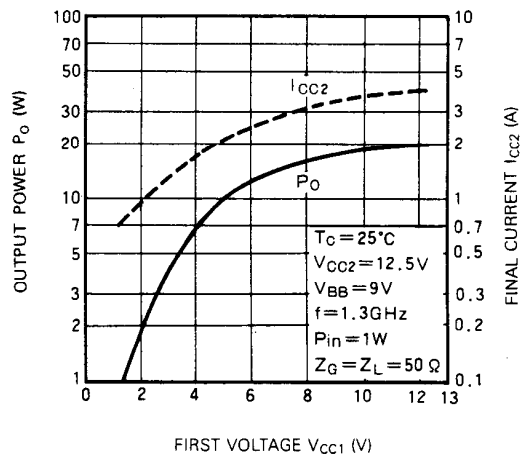
OUTPUT POWER, FINAL CURRENT VS. FIRST VOLTAGE CHARACTERISTICS



OUTPUT POWER, FINAL CURRENT VS. FIRST VOLTAGE CHARACTERISTICS



OUTPUT POWER, FINAL CURRENT VS. FIRST CURRENT CHARACTERISTICS



This datasheet has been download from:

www.datasheetcatalog.com

Datasheets for electronics components.