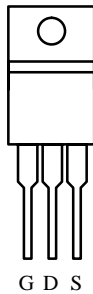


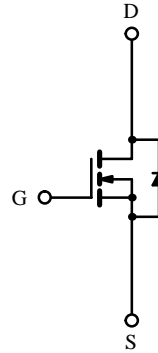
**N-Channel 30-V (D-S), 150°C MOSFET, Logic Level****Product Summary**

$V_{(BR)DSS}$ (V)	$r_{DS(on)}$ ( $\Omega$ )	$I_D$ (A)
30	0.01	60

**TO-220AB**

Top View

DRAIN connected to TAB



N-Channel MOSFET

**Absolute Maximum Ratings ( $T_C = 25^\circ\text{C}$  Unless Otherwise Noted)**

Parameter		Symbol	Limit	Unit
Drain-Source Voltage		$V_{DS}$	30	V
Gate-Source Voltage		$V_{GS}$	$\pm 20$	
Continuous Drain Current	$T_C = 25^\circ\text{C}$	$I_D$	60	A
	$T_C = 100^\circ\text{C}$		51	
Pulsed Drain Current		$I_{DM}$	240	
Avalanche Current		$I_{AR}$	60	
Avalanche Energy	$L = 0.1$ mH	$E_{AS}$	180	
Repetitive Avalanche Energy <sup>a</sup>	$L = 0.05$ mH	$E_{AR}$	90	
Power Dissipation	$T_C = 25^\circ\text{C}$	$P_D$	105	W
	$T_C = 100^\circ\text{C}$		42	
Operating Junction and Storage Temperature Range		$T_J, T_{stg}$	-55 to 150	$^\circ\text{C}$
Lead Temperature ( $1/16''$ from case for 10 sec.)		$T_L$	300	

**Thermal Resistance Ratings**

Parameter	Symbol	Typical	Maximum	Unit
Junction-to-Ambient	$R_{thJA}$		80	$^\circ\text{C}/\text{W}$
Junction-to-Case	$R_{thJC}$		1.2	
Case-to-Sink	$R_{thCS}$	1.0		

Notes:

a. Duty cycle  $\leq 1\%$ 

Updates to this data sheet may be obtained via facsimile by calling Siliconix FaxBack, 1-408-970-5600. Please request FaxBack document #70280.

A SPICE Model data sheet is available for this product (FaxBack document #70525).



### Specifications ( $T_J = 25^\circ\text{C}$ Unless Otherwise Noted)

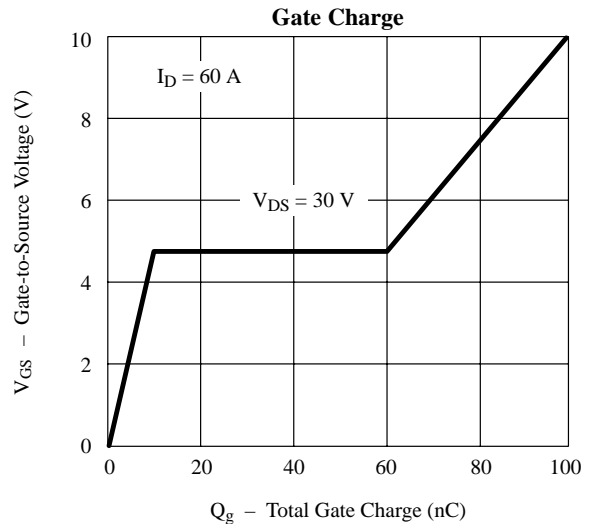
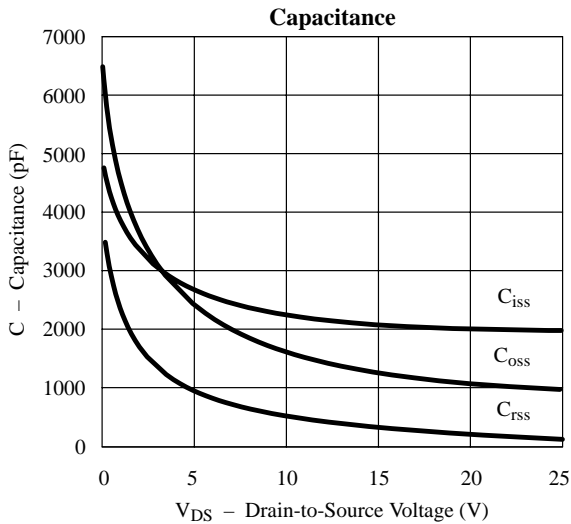
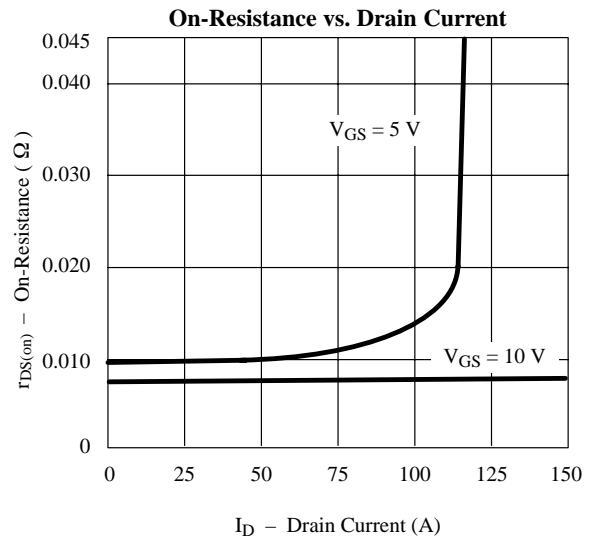
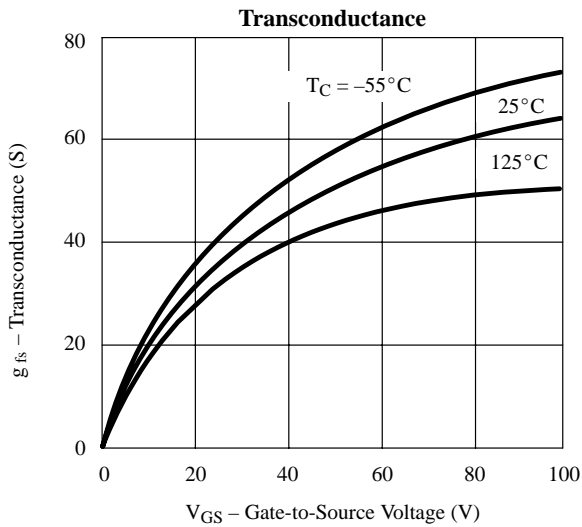
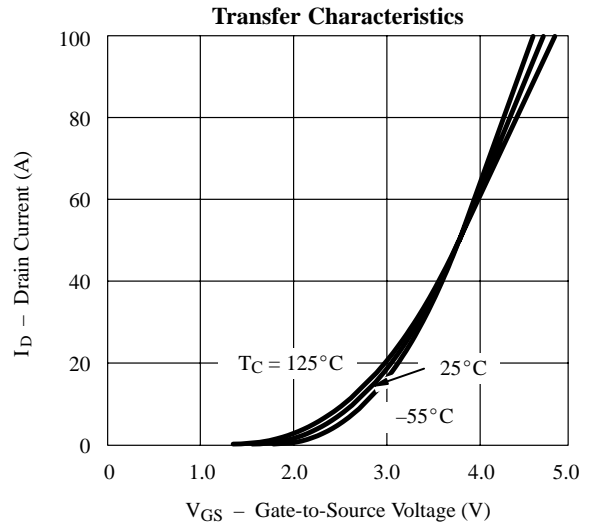
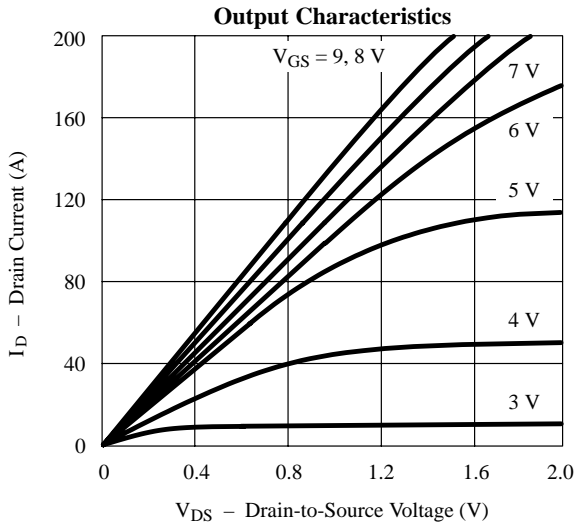
Parameter	Symbol	Test Condition	Min	Typ <sup>a</sup>	Max	Unit
<b>Static</b>						
Drain-Source Breakdown Voltage	$V_{(BR)DSS}$	$V_{GS} = 0\text{ V}, I_D = 250\ \mu\text{A}$	30			V
Gate Threshold Voltage	$V_{GS(th)}$	$V_{DS} = V_{GS}, I_D = 1\ \text{mA}$	0.8		3.0	
Gate-Body Leakage	$I_{GSS}$	$V_{DS} = 0\ \text{V}, V_{GS} = \pm 20\ \text{V}$			$\pm 500$	nA
Zero Gate Voltage Drain Current	$I_{DSS}$	$V_{DS} = 24\ \text{V}, V_{GS} = 0\ \text{V}$			25	$\mu\text{A}$
		$V_{DS} = 24\ \text{V}, V_{GS} = 0\ \text{V}, T_J = 125^\circ\text{C}$			250	
On-State Drain Current <sup>b</sup>	$I_{D(on)}$	$V_{DS} = 10\ \text{V}, V_{GS} = 10\ \text{V}$	60			A
Drain-Source On-State Resistance <sup>b</sup>	$r_{DS(on)}$	$V_{GS} = 10\ \text{V}, I_D = 30\ \text{A}$		0.007	0.010	$\Omega$
		$V_{GS} = 5\ \text{V}, I_D = 30\ \text{A}$		0.010	0.015	
		$V_{GS} = 10\ \text{V}, I_D = 30\ \text{A}, T_J = 125^\circ\text{C}$		0.009	0.014	
Forward Transconductance <sup>b</sup>	$g_{fs}$	$V_{DS} = 15\ \text{V}, I_D = 30\ \text{A}$		45		S
<b>Dynamic</b>						
Input Capacitance	$C_{iss}$	$V_{GS} = 0\ \text{V}, V_{DS} = 25\ \text{V}, f = 1\ \text{MHz}$		2600		pF
Output Capacitance	$C_{oss}$			1500		
Reverse Transfer Capacitance	$C_{rss}$			750		
Total Gate Charge <sup>c</sup>	$Q_g$	$V_{DS} = 15\ \text{V}, V_{GS} = 10\ \text{V}, I_D = 60\ \text{A}$		100	120	nC
Gate-Source Charge <sup>c</sup>	$Q_{gs}$			10	15	
Gate-Drain Charge <sup>c</sup>	$Q_{gd}$			45	75	
Turn-On Delay Time <sup>c</sup>	$t_{d(on)}$	$V_{DD} = 30\ \text{V}, R_L = 1\ \Omega$ $I_D \approx 30\ \text{A}, V_{GEN} = 10\ \text{V}, R_G = 2.5\ \Omega$		14	30	ns
Rise Time <sup>c</sup>	$t_r$			25	50	
Turn-Off Delay Time <sup>c</sup>	$t_{d(off)}$			65	100	
Fall Time <sup>c</sup>	$t_f$			45	80	
<b>Source-Drain Diode Ratings and Characteristics (<math>T_C = 25^\circ\text{C}</math>)</b>						
Continuous Current	$I_S$				60	A
Pulsed Current	$I_{SM}$				240	
Forward Voltage <sup>b</sup>	$V_{SD}$	$I_F = 60\ \text{A}, V_{GS} = 0\ \text{V}$			1.6	V
Reverse Recovery Time	$t_{rr}$	$I_F = 60\ \text{A}, di_F/dt = 100\ \text{A}/\mu\text{s}$		160		ns
Peak Reverse Recovery Current	$I_{RM(REC)}$			13		A
Reverse Recovery Charge	$Q_{rr}$			1.0		$\mu\text{C}$

Notes:

- For design aid only; not subject to production testing.
- Pulse test; pulse width  $\leq 300\ \mu\text{s}$ , duty cycle  $\leq 2\%$ .
- Independent of operating temperature.

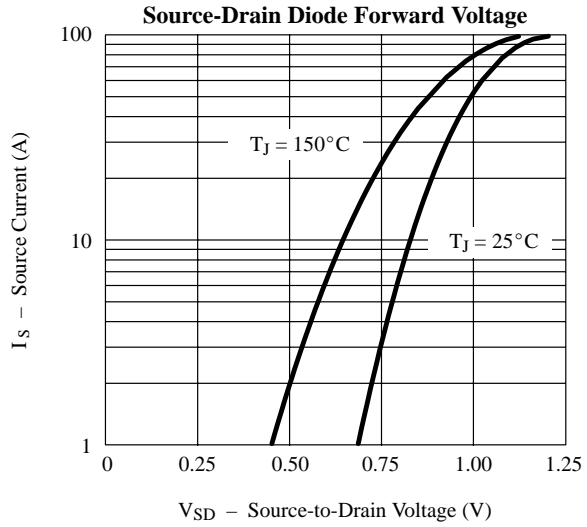
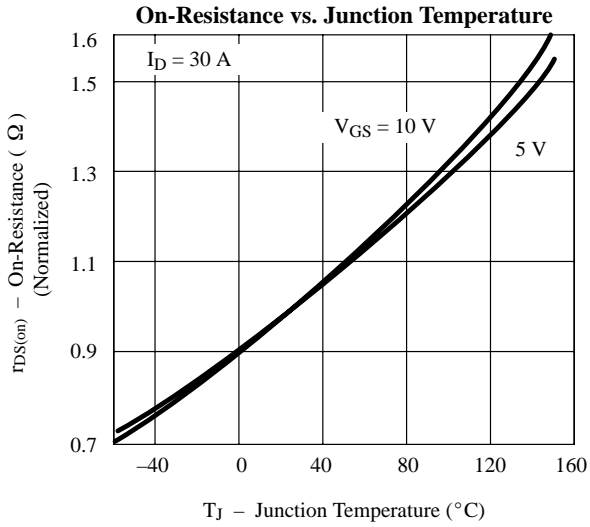


Typical Characteristics (25°C Unless Otherwise Noted)





### Typical Characteristics (25°C Unless Otherwise Noted)



### Thermal Ratings

